

**Preliminary English Test for Schools
Speaking Test**

Part 1 (2-3 minutes)

Phase 1
Interlocutor

A/B Good morning / afternoon / evening.
Can I have your mark sheets, please?

(Hand over the mark sheets to the Assessor.)

A/B I'm and this is
He / she is just going to listen to us.

A Now, what's your name?
Thank you.

B And what's your name?
Thank you.

Back-up prompts

B Candidate B, what's your surname?
How do you spell it?

Thank you.

How do you write your family
/ second name?

A And, Candidate A, what's your surname?
How do you spell it?

Thank you.

How do you write your family
/ second name?

(Ask the following questions. Ask Candidate A first.)

Where do you live / come from?

Do you study English at school?
Do you like it?

Thank you.

(Repeat for Candidate B.)

Do you live in ...?

Do you have English
lessons?

Phase 2
Interlocutor

(Select one or more questions from the list to ask each candidate. Use candidates' names throughout. Ask Candidate B first.)

What's your favourite school subject? Why?

Tell us about your English teacher.

What do you enjoy doing in your free time?

Tell us about your family.

Thank you.

(Introduction to Part 2)

In the next part, you are going to talk to each other.

Speaking Test 1 (Leaving present)

Part 2 (2-3 minutes)

Interlocutor
Say to both
candidates:

I'm going to describe a situation to you.

A boy is **leaving** his school because his parents are going to work in **another country**. The students in his class want to give him a **present**. Talk together about the **different** presents they could give him and then decide which would be **best**.

Here is a picture with some ideas to help you.

*Place **Part 2 booklet**, open at **Task 1**, in front of candidates.*

Pause

I'll say that again.

A boy is **leaving** his school because his parents are going to work in **another country**. The students in his class want to give him a **present**. Talk together about the **different** presents they could give him and then decide which would be **best**.

All right? Talk together.

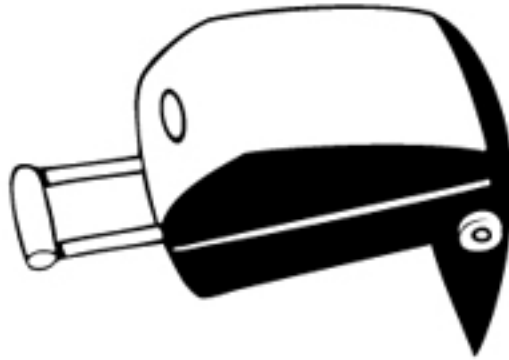
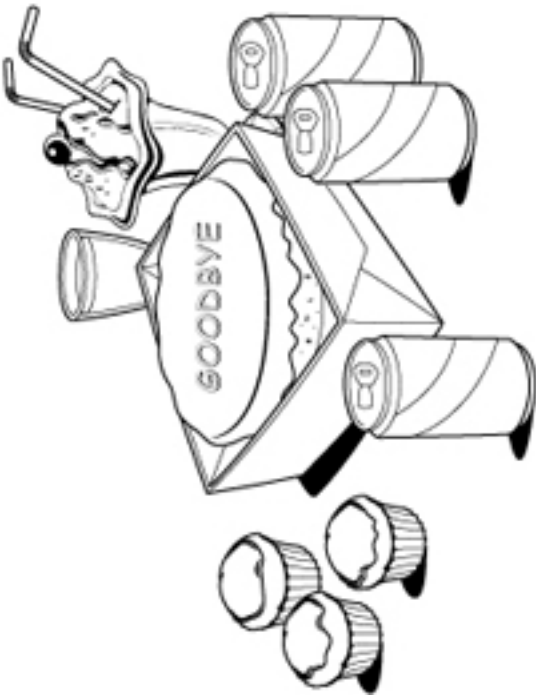

*Allow the candidates enough time to complete the task without intervention.
Prompt only if necessary.*

Thank you. (Can I have the booklet please?)

Retrieve Part 2 booklet.



About **2-3 minutes** (including time to assimilate the information)



Speaking Test 1 (Teenage bedroom)

Part 3 (3 minutes)

Interlocutor
Say to both
candidates:

Now, I'd like each of you to talk on your own about something. I'm going to give each of you a photograph of teenagers in their **bedrooms at home**.

Candidate A, here is your photograph. (*Place **Part 3 booklet**, open at **Task 1A**, in front of Candidate A.*) Please show it to Candidate B, but I'd like you to talk about it. Candidate B, you just listen. I'll give you your photograph in a moment.

Candidate A, please tell us what you can see in your photograph.

(Candidate A)

Approximately one minute

If there is a need to intervene, prompts rather than direct questions should be used.

Thank you. (Can I have the booklet please?)

Retrieve Part 3 booklet from Candidate A.

Interlocutor

Now, Candidate B, here is your photograph. It also shows a teenager in his **bedroom at home**. (*Place **Part 3 booklet**, open at **Task 1B**, in front of Candidate B.*) Please show it to Candidate A and tell us what you can see in the photograph.

(Candidate B)

Approximately one minute

Thank you. (Can I have the booklet please?)

Retrieve Part 3 booklet from Candidate B.

Part 4 (3 minutes)

Interlocutor
Say to both
candidates:

Your photographs showed teenagers in their **bedrooms at home**. Now, I'd like you to talk together about the things you have in **your** bedrooms at home **now** and the things you'd like to have in your bedrooms in the **future**.

*Allow the candidates enough time to complete the task without intervention.
Prompt only if necessary.*

Thank you. That's the end of the test.



Parts 3 & 4 should take about **6 minutes** together.



© Adobe/Beateworks/Corbis

